


The Bonneville

Technical Specification 2021



Contact info:
The Bonneville
UK +44 7919035238
thebonneville@hotmail.co.uk

The Bonneville are a no-frills guitar-and-drums two-piece from Northern Ireland who play hard-hitting roots music they call "garage punk blues".

Please read this document thoroughly prior to the bands arrival to ensure an easy show for everyone.

Channel List

Input	Instrument	Mic Preference	Notes
1	Kick Inside	Shure Beta 91A	
2	Kick Outside	Shure Beta 51	Short Stand
3	Snare Top	SM57	Short Stand
4	Snare Bottom	SM57 / E604	Short Stand / LP Claw
5	HiHats	Shure SM81	Short Stand
6	Rack Tom	Sennheiser e604 / 904	Clip
7	Floor Tom	Sennheiser e604 / 904	Clip
8	Overhead SR	Sennheiser e614	Tall Boom
9	Overhead SL	Sennheiser e614	Tall Boom
10	GTR Mic 1	SM57	Short Boom / Z-bar
11	GTR Mic 2	Sennheiser e609	Short Boom / Z-bar
12	Vox 1 (DSC)	SM58	Tall Boom
13	Vox 2 (DSR)	SM58	Tall Boom – only for bigger stages. Singers second mic in order to face drummer while playing
14	Spare Vocal	SM58	Coiled onstage DSC

This channel list is representative of ideal circumstances. Room dependent it can be slightly shortened (eg, no snare bottom or kick out) - but please endeavour to complete this channel list as accurately as possible. Band will not be carrying microphones - if the preferred mic is not available something similar is fine.

Monitor Requirements

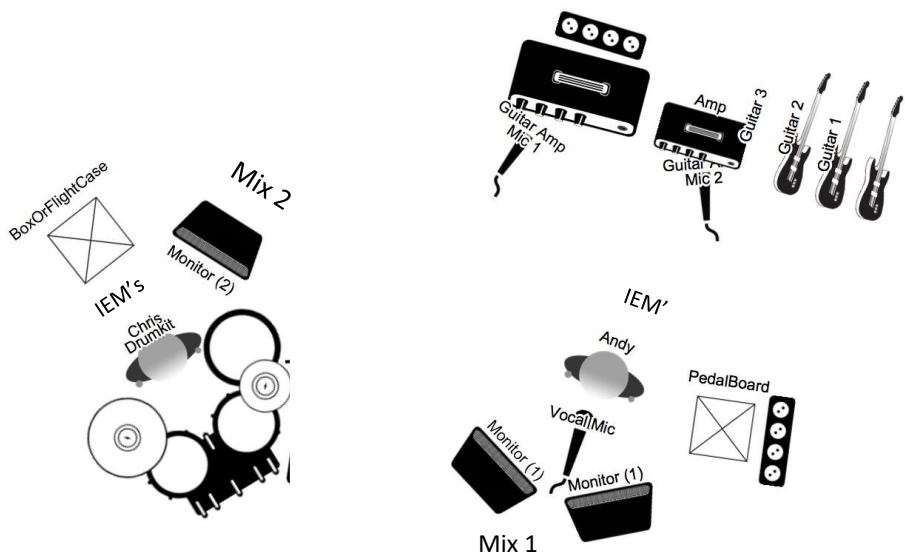
The band will make use of fold back wedges and IEM system required 2 outputs(L+R) Left channel drums only and right channel for Vocals and Guitar. IEM system is a Shure PSM300-K3E Wireless unit. Monitor requirements and stage plot are split into smaller and bigger stages as below.

Smaller stages (Smaller than 4m Depth and 6.5m Width)

Please provide a minimum of 3 good quality wedges split across 2 mixes.

Monitor Mix	Location
1	Wedge pair downstage center at vocal mic 1
2	Single wedge at drums / makeshift riser position
	Stereo IEM mix – Left channel drums only Right channel Guitar and Vocals
	Monitors may not be used depending on IEM quality/or used for backup.

Stage Plot (smaller stage)



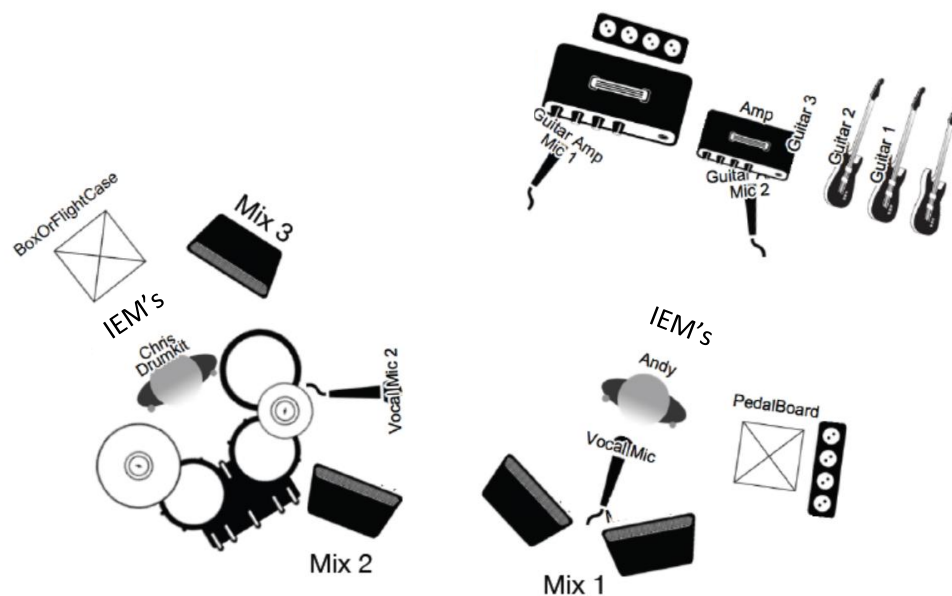
Front of Stage

Bigger stages/Festivals (Bigger than 4m Depth and 6.5m Width)

Please provide a minimum of **4** good quality wedges split across **3** mixes. A drum sub is welcomed if available.

Monitor Mix	Location
1	Wedge pair downstage center at vocal mic 1/
2	Single wedge down stage right at vocal mic 2
3	Single wedge at drums / makeshift riser position – Drum sub if available.
	Stereo IEM mix – Left channel drums only Right channel Guitar and Vocals
	Monitors may not be used depending on IEM quality/or used for backup.

Stage Plot (Bigger stage)



FOH Requirements

The band will not be carrying microphones, power distribution or microphone stands and will be travelling without a sound engineer. They rely on the venue to help them deliver a punchy rock show so please provide a competent (and sober!) sound engineer for the duration from load in until show finish.

Back Drop

Band will be carrying a backdrop to be hung from the upstage truss prior to their set.

Backline

If providing backline, please try within reason to supply the following -
One good quality drum kit for Chris consisting of:

14" Snare
12" Rack Tom
16" Floor Tom
24" Kick Drum (22 is workable as well)

14" Hi Hat set
16" Crash
17" Crash
21" Ride

1x Hi Hat stand + Clutch
2x Straight Cymbal stand
1x Boom Cymbal Stand
1x Strong adjustable drum stool
1x Bass Drum Pedal

Note: Please confirm with band if breakables (cymbals, snare and pedal) is required.

For guitarist Andy please provide -

2x Fender twin combo amps in good working order
Alternatively, 2x AC30 or 2x Marshal 4x10 cab and head

Thanks for your co-operation! If anything in this document can't be fulfilled within reason, please don't hesitate to contact us with any questions.